

Demographics & Data Analysis

Population

Boone County has seen a moderate decline in population with recent growth over the past two decades. Since 2000, Boone County population grew from 26,224 to 26,448. Prior to the 2000s, the population dropped from 28,139 in 1950 to 25,186 in 1990. The population grew by approximately 4.1% between 1990 and 2000. Table 3.1 identifies historic population and households in the City.

Table 3.1: Historical Population and Households								
	1950	1960	1970	1980	1990	2000	2010	2020
Population	28,139	28,037	26,470	26,184	25,186	26,224	26,224	26,448
Households	*	*	*	*	*	10,374	10,728	10,921

Table 3.1 – Historical Population and Household

Source: US Census Data and Boone County, IA

*Data not available

Historical data tells us where we have been. Population projections give an idea of what to expect in the future. These projections provide us with a basis to determine demand for various land uses and infrastructure. Population and household projections are based on Woods & Poole Economics. These projections show slow increases in population within Boone County. Table 3.2 provides population projections from 2020 to 2040.

Table 3.2: Population and Household Projections					
	2020	2025	2030	2035	2040
Population	26,448	26,704	26,859	27,020	27,188
Households	10,921	11,012	*	*	*

Table 3.2 – Population and Household Projections

Source: US Census Data and Woods & Poole Economics

*Data not available

Age

Figure 3.1 shows the population of Boone County by sex and age. The largest age groups within Boone County are persons in the range of 45 to 64 years old. This 20-year age group accounts for 27.1% of the entire population. The population of Boone County is slightly older than the average for Iowa; the median age for Boone County is 41.8 years old while the State median is 38 years old.

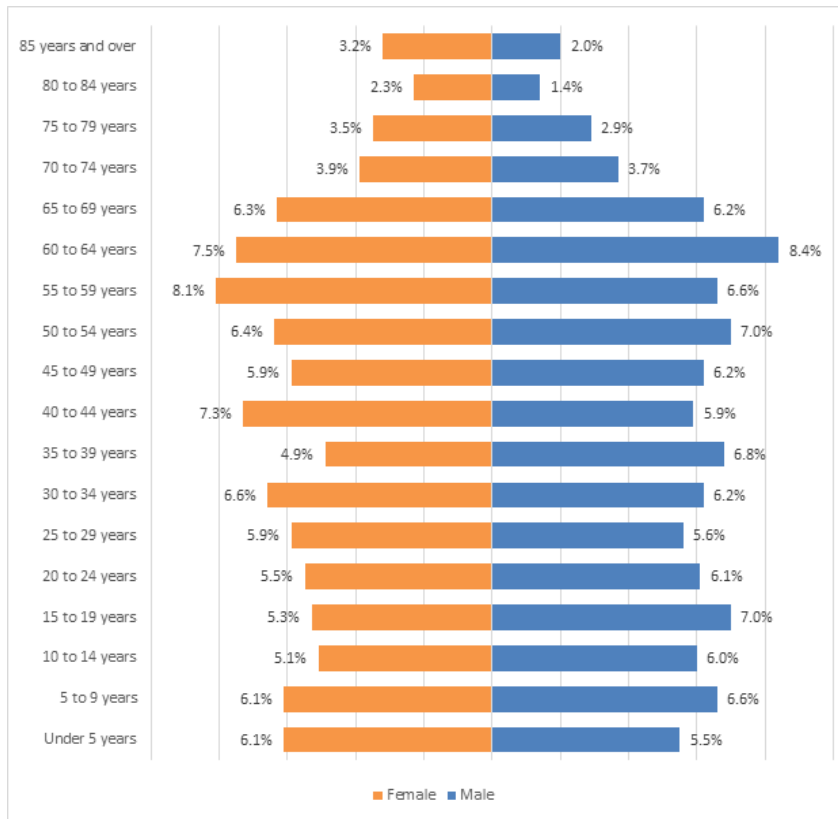


Figure 3.1 – Resident Age and Gender Cohort

Source: US Census Data

As of August 2020, detailed 2020 Census data has not been released. In Figure 3.2 on the next page, the projected population of Boone County by age is displayed. The median age for Boone County is anticipated to be higher as people between 30 and 65 continue to grow older.

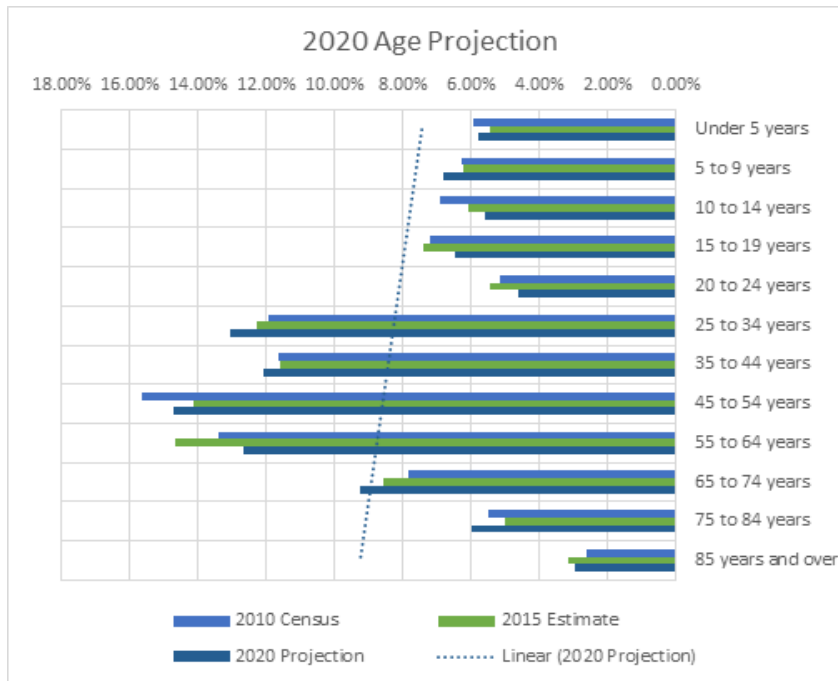


Figure 3.2 – Projected Age 2020

Source: US Census Data

Household Size and Quantity

As shown in Table 3.3, there were approximately 10,921 households in Boone County in 2020. Although the population of Boone County has steadily increased from 2000 to 2020, the amount of housing grew by approximately 1,100 units. At the same time, the number of persons per household has decreased, a trend occurring both in Boone County and statewide. Table 3.3 shows the average number of persons per household and the quantity of households.

Table 3.3: Household Size and Quantity			
	2000	2010	2020
Households	10,374	10,728	10,921
Person Per Household	2.44	2.38	2.35

Table 3.3 – Number of Households and Household Size

Source: US Census Data

Household Income

Median household income in Boone County was estimated to be \$59,057 in 2020, while the median for Iowa (in 2019) was \$60,523. Boone County had a lower per capita income than the State of Iowa with \$31,624 and \$32,176 (2019) respectively. Boone County generally has a lower median household income to the State of Iowa and most surrounding counties as shown in Figure 3.3. Table 3.4 shows a breakdown of income. Approximately 77.5% of Boone County households made between \$25,000 and \$149,000, with the 19.7% making between \$100,000 and \$149,000.

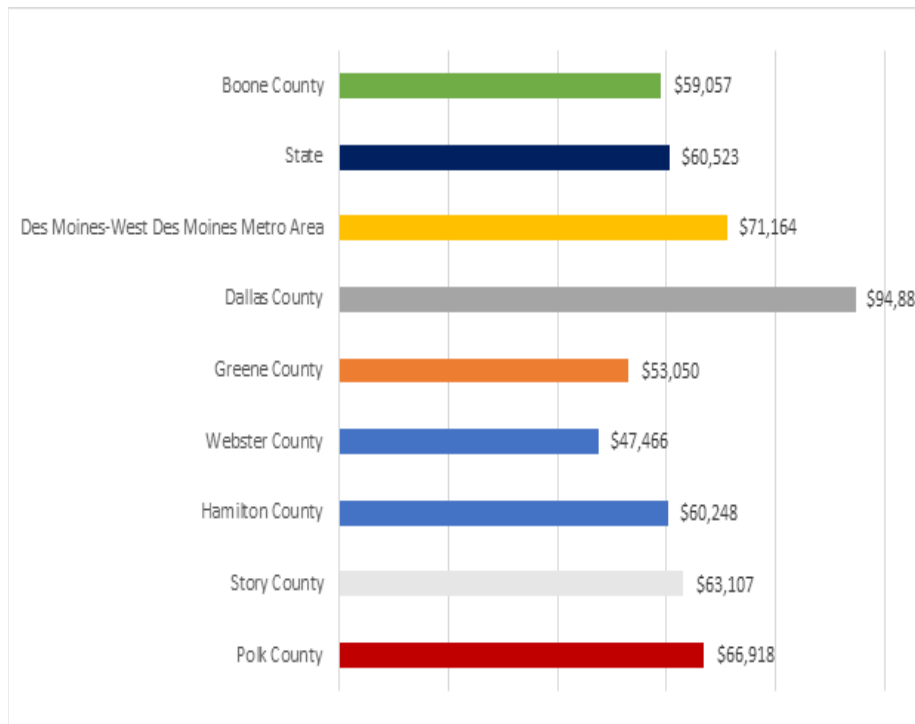


Figure 3.3 – Median Household Income

Source: US Census Data

Less than \$10,000	2.8%
\$10,000 to \$14,999	3.4%
\$15,000 to \$24,999	7.5%
\$25,000 to \$34,999	10.7%
\$35,000 to \$49,999	12.4%
\$50,000 to \$74,999	19.0%
\$75,000 to \$99,999	15.7%
\$100,000 to \$149,999	19.7%
\$150,000 to \$199,999	4.3%
\$200,000 or more	4.4%

Table 3.4 – 2020 Boone Household Income Percentages

Source: US Census Data

Race and Ethnicity

Figure 3.4 illustrates the estimated racial composition of Boone County compared with the state and other neighboring communities as a whole. About 95.5% of Boone County residents identified as “White”. Boone County has a less diverse population compared to the State of Iowa.

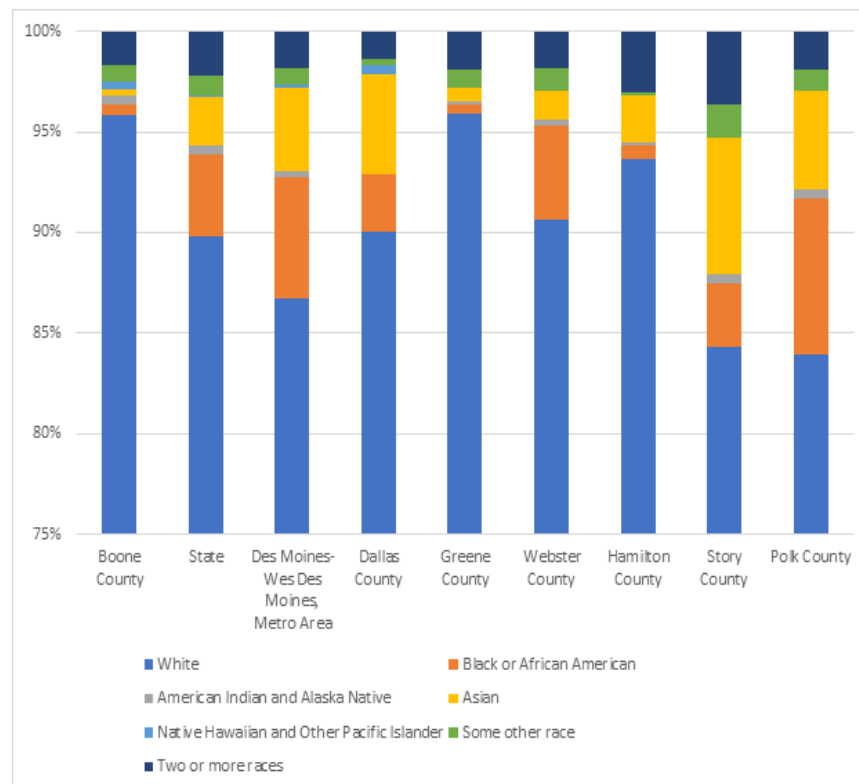


Figure 3.4 – Percentage of Population by Race by County

Source: US Census Data

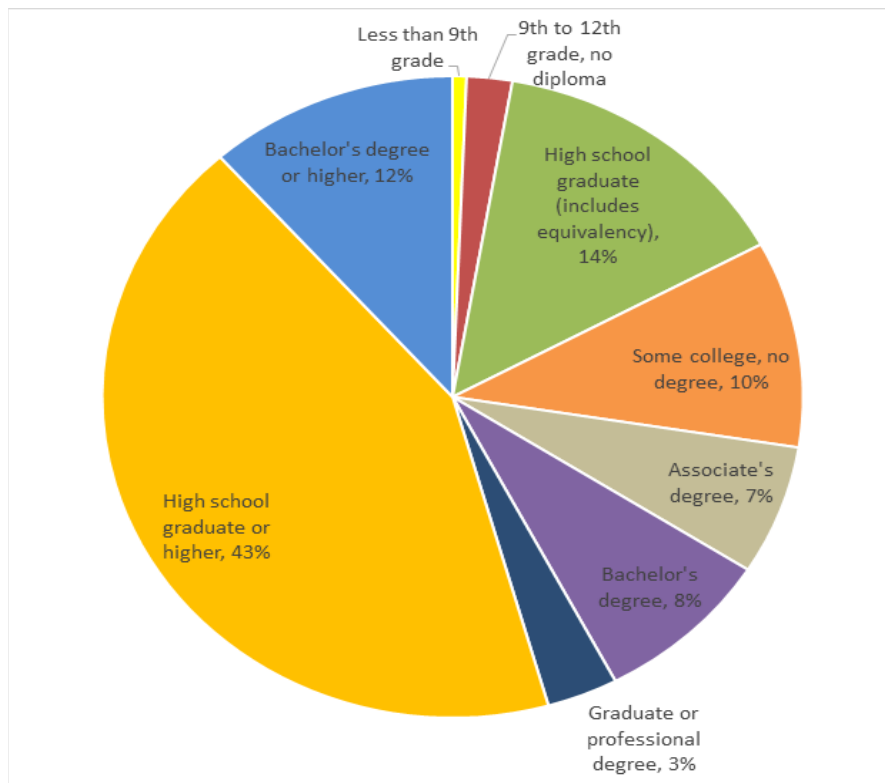


Figure 3.5 – Percentage of Population by Race

Source: US Census Data

Education

In 2020, approximately 62.7% of the County's population, age 25 or older, had some college education or more. Only 5.4% of residents age 25 or older had less than a high school education. Figure 3.5 illustrates the educational attainment for Boone County's population age 25 and older.

Boone County has seen recent growth in population and income, but lags behind neighboring counties. Polk, Story, and Dallas counties have all seen large growth and advancement in median household income, population, and diversity. Within the survey, Boone County residents wanted to increase tax base and expand commercial areas while also maintaining the rural feel of the community. It is important for Boone County to balance changes to the county due to the proximity to high growth counties.